

SR46

> Taping units
Unità nastranti
Verschliesseinheiten
Unités enrubanneuses
Unidades de precinto

> K12R
TOP VERSION



> K12R
BOTTOM VERSION



other languages: www.siat.com



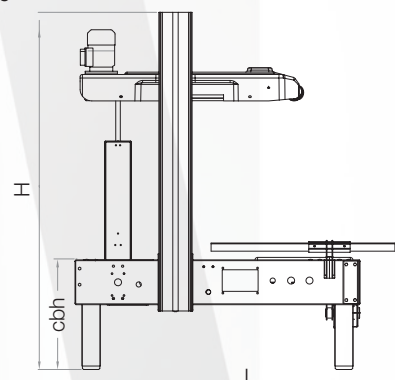
> Machine dimensions
Dimensioni macchina
Machinemessungen
Dimensions machine
Dimensiones de máquina

Size / Weighth packaging			LxWxH
> SR46	180	225	135x105x155

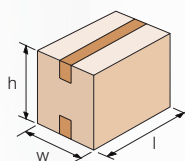
> SR46

	Min.	Max
L	1395	-
W	890	-
H	1560	1900
cbh	480	800
AS 77	cbh +110	cbh +110
AS 80	cbh +160	cbh +160

> SR46

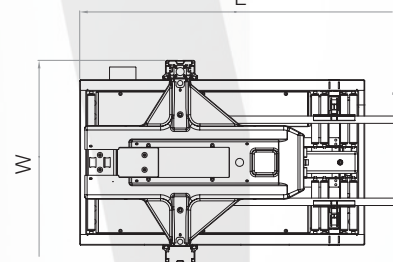


> Box dimensions
Dimensioni delle scatole
Kartonabmessungen
Dimensions des boîtes
Dimensiones de cajas

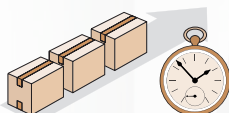


> SR46

	K12R	
	Min.	Max
l	150	∞
w	170	650
h	100	650



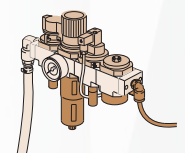
> Production capacity
Capacità di produzione
Produktionskapazität
Capacité de production
Capacidad de producción



> SR46	Bph
Max pcs.*	900

* Always based on shorter manageable box

> Air consumption
Consumo aria
Druckluftverbrauch
Consommation air comprimé
Consumo de arie

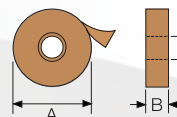


> SR46	NL.
Cycle	9

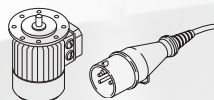
from 5,5 bar to 7 bar

> Taping units
Unità nastranti
Verschliesseinheiten
Unités enrubanneuses
Unidades de precinto

	K12R mm
A	410 Max
B	75
C	76



> Standard voltage
Votaggio standard
Standardspannung
Tension standard
Voltaje estándar




> SR46

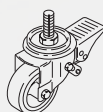
380/400V - 50Hz - 3F	
440V - 60Hz - 3F	
Amps	1,08
Power kW	0,26
Phase	3Ph + N + PE

> Optionals
Accessori
Zubehör
Accessories
Accesorios

> AS80
Higher legs
Set gambe più alte
Höhere Stützen
Pieds plus hauts
Patas más altas



> AS77
Casters
Set ruote
Rädchen
Roulettes
Ruedas



> RG
Roller conveyor
Piani a rulli
Rollenbahnen
Plans à rouleaux
Rodillos libres



> GTL - GTR
Extendable conveyor
Rulliera estensibile
Rollenbahnen
Ausziehbare rollenbahnen
Convoyeur extensible
Rodillos extensibles

