


# SR20



other languages: [www.siat.com](http://www.siat.com)



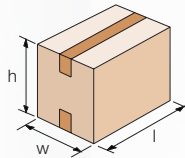
> **Machine dimensions**  
Dimensioni macchina  
Machinmessungen  
Dimensions de la machine  
Dimensiones de máquina

Packaging size / weight			LxWxH
> SR20	170	190	130x78x115

> SR20

	Min.	Max
L	1240	-
L1	1395	-
W	740	-
H	1265	1605
cbh	485	825
AS 77	cbh +110	cbh +110
AS 80	cbh +160	cbh +160

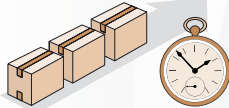
> **Box dimensions**  
Dimensioni delle scatole  
Kartonabmessungen  
Dimensions des boîtes  
Dimensiones de cajas



> SR20

	K11R std. / K12R on demand	
	Min.	Max
l	150	∞
w*	140 / 170	500
h	100	500

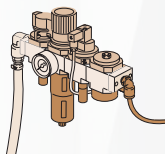
> **Production capacity**  
Capacità di produzione  
Produktionskapazität  
Capacité de production  
Capacidad de producción



> SR20	Bph
Max pcs.*	900

\* Always based on shorter manageable box

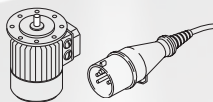
> **Air consumption**  
Consumo aria  
Druckluftverbrauch  
Consommation air comprimé  
Consumo de aire



> SR20	NL.
Cycle	9

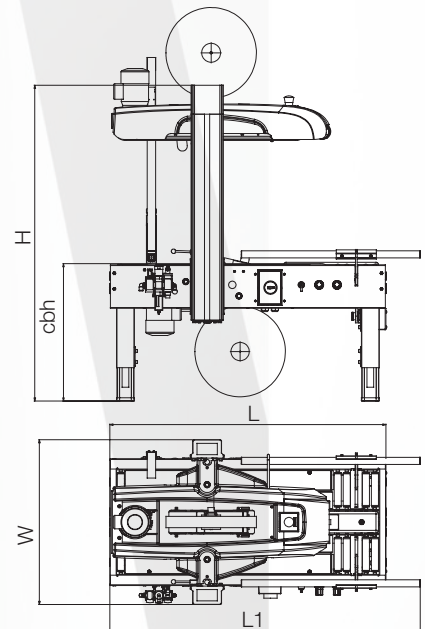
from 5,5 bar to 7 bar

> **Standard voltage**  
Voltaggio standard  
Standardspannung  
Tension standard  
Voltaje estándar

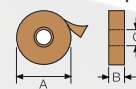


> SR20	380/415V - 50Hz - 3P	
Amps	1,08	
Power kW	0,26	
Phase	3Ph + N + PE	

> SR20



> **Taping units**  
Unità nastranti  
Verschliesseinheiten  
Unités enrubanneuses  
Unidades de precinto



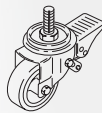
	K11R/ K12R	
	mm	
A	410 Max	
B	50 / 75	
C	76	

> **Optionals**  
Accessori  
Zübehor  
Accessories  
Accesorios

> **AS80**  
Higher legs  
Set gambe più alte  
Höhere Stützen  
Pieds plus hauts  
Patas más altas



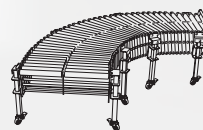
> **AS77**  
Casters  
Set ruote  
Rädchen  
Roulettes  
Ruedas



> **RG**  
Roller conveyor  
Piani a rulli  
Rollenbahnen  
Plans à rouleaux  
Rodillos libres



> **GTL - GTR**  
Extendable conveyor  
Rulliera estensibile  
Ausziehbare rollenbahnen  
Convoyeur extensible  
Rodillos extensibles



> **K-125 / K-250**  
Inkjet printer  
Stampante ad inchiostro  
Tintenstrahldrucker  
Marqueur à jet d'encre  
Impresora de inyección de tinta

