




> **Machine dimensions**
 Dimensioni macchina
 Machinmessungen
 Dimensions machine
 Dimensiones de máquina

Size / Weigth packaging			LxWxH 
> HM11-T	255	350	270x120x213
> HM11-TB	420	550	305x120x213
> HM145	780	1000	310x235x265
> HM146	830	1050	330x235x265

> **HM11-T/TB**

	Min.	Max
H	1745	2085
cbh	485	825
AS 77	585	925
AS 80	685	1025

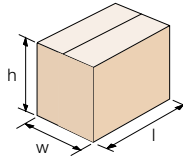
> **HM145**

	Min.	Max
H	1790	1890
cbh	545	645
AS 109	665	765
AS 80	n.a.	n.a.

> **HM146**

	Min.	Max
H	1790	1890
cbh	545	645
AS 109	665	765
AS 80	n.a.	n.a.

> **Box dimensions**
 Dimensioni delle scatole
 Kartonabmessungen
 Dimensions des boîtes
 Dimensiones de cajas



> **HM11-T**

	Min.	Max
l	200	600
w	150	500
h	150	500

> **HM11-TB**

	Min.	Max
l	200	500
w	150	500
h	150	500

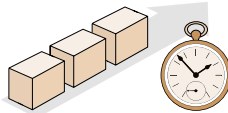
> **HM145**

	Min.	Max
l	200	560
w	150	350
h	200	450

> **HM146**

	Min.	Max
l	300	600
w	200	400
h	200	450

> **Production capacity**
 Capacità di produzione
 Produktionskapazität
 Capacité de production
 Capacidad de producción



> HM11-T	Bph
Max pcs.*	1200

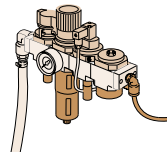
> HM11-TB	Bph
Max pcs.*	1000

> HM145	Bph
Max pcs.*	500

> HM146	Bph
Max pcs.*	400

* Always based on shorter manageable box

> **Air consumption**
 Consumo aria
 Luftverbrauch
 Consommation d'air
 Consumo de aire



> HM11-T	NL.
Cycle	2,1

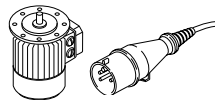
> HM11-TB	NL.
Cycle	2,2

> HM145	NL.
Cycle	12

> HM146	NL.
Cycle	12

from 5,5 bar to 7 bar

> **Standard voltage**
 Voltaggio standard
 Standardspannung
 Tension standard
 Voltaje estándar



> HM11-T	
380/400V - 50Hz - 3F	
440V - 60Hz - 3F	
Amps	1,33
Power kW	0,36
Phase	3Ph+PE

> HM11-TB	
380/400V - 50Hz - 3F	
440V - 60Hz - 3F	
Amps	1,33
Power kW	0,36
Phase	3Ph+PE

> HM145	
380/400V - 50Hz - 3F	
440V - 60Hz - 3F	
Amps	3,93
Power kW	1,11
Phase	3Ph+PE

> HM146	
380/400V - 50Hz - 3F	
440V - 60Hz - 3F	
Amps	3,93
Power kW	1,11
Phase	3Ph+PE



> **Robatech® Hot-Melt applicator (other brands on request)**

> 380/400V - 50Hz - 3F	
440V - 60Hz - 3F	
Amps	5,2
Power kW	2,37
Phase	3Ph+N+PE

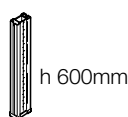
> 380/400V - 50Hz - 3F	
440V - 60Hz - 3F	
Amps	6
Power kW	2,56
Phase	3Ph+N+PE

> 380/400V - 50Hz - 3F	
440V - 60Hz - 3F	
Amps	4,5
Power kW	2,24
Phase	3Ph+N+PE

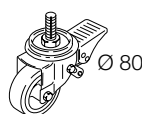
> 380/400V - 50Hz - 3F	
440V - 60Hz - 3F	
Amps	4,5
Power kW	2,24
Phase	3Ph+N+PE

> **Optionals**
 Accessori
 Zubehör
 Accessories
 Accesorios

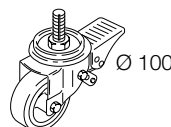
> **AS80 (only for HM11)**
 Higher legs
 Set gambe più alte
 Höhere Stützen
 Pieds plus hauts
 Patas más altas



> **AS77 (only for HM11)**
 Casters
 Set ruote
 Rädchen
 Roulettes
 Ruedas



> **AS109**
 Casters
 Set ruote
 Rädchen
 Roulettes
 Ruedas



> **RG**
 Roller conveyor
 Piani a rulli
 Rollenbahnen
 Plans à rouleaux
 Rodillos libres



> **GTL - GTR**
 Extendable conveyor
 Rulliera estensibile
 Ausziehbare rollenbahnen
 Convoyeur extensible
 Rodillos extensibles

