

DPI DROP PACKER

WITH INDEPENDENT CASE AND PRODUCT FEED



Whatever your product, from shrink wrapped bottles to 2 gallon jugs, the Combi DPI drop packer will enhance your case packing productivity. The Combi DPI drop packer features a simple brake and gate system for case indexing with no wear parts. Four points of contact on the case lift and our exclusive soft drop technology support and cushion cases on the up and down strokes. An innovative powered case discharge prevents case-to-case contact after the product is packed.

Setup and changeovers are simple and fast with our modular, slide-in packing heads and quick-clamp product lane guides and numbered scales and cranks. Our custom programmed “states screens” on the OIT reduce time spent troubleshooting and production can be monitored by product, operator or shift with this Combi designed software.


DPI DROP PACKER

STANDARD FEATURES

- One piece tubular welded frame with lifetime guarantee
- Simple brake and gate case control
- Guarding with hinged doors and safety interlocks
- Allen-Bradley™ electrical controls and operator interface
- Powered case discharge propels full case off the lift
- Soft drop: reverse flow valve cushions lift on up and down stroke
- Single point case feed adjustment
- Right or left hand execution
- 240v / 3 phase / 20A electrical service

OPTIONAL FEATURES:

- Multi-lane diverter
- Dual case capability up to 20 cycles or 40 cases per minute
- Tray packing capability
- Flap control for reshipper cases
- Stainless steel framework
- Product incline conveyor to transfer and elevate product
- Soft drop lowerator assembly with either vacuum or mechanical gripper pick up and support structure
- Portable packing head cart to assist with “No Lift” removal, transport and storage of change parts



MULTI-LANE DIVERTER (OPTIONAL)

Our servo driven Combi Product Diverter counts and indexes product from one lane up to 8 individual lanes, while maintaining orientation and constant product flow.

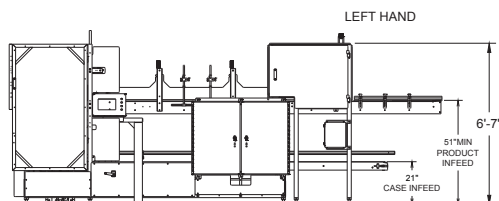
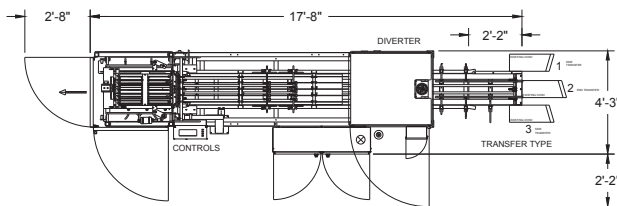
- Used primarily for non-round bottles and cans
- Available as free standing unit over existing conveyor
- Diverts up to 240 containers per minute
- No tool adjustments
- Safe shifting “anti-jam” design

DISTRIBUTED BY:

MODEL	CASE SIZE MIN (LXWXH)	CASE SIZE MAX (LXWXH)	SPEED: CPM*	STANDARD CASE DISCHARGE
DPI	4½ x 4½ x 5” (114x114x127mm)	24 x 16 x 18” (610x406x457mm)	25 cpm Single Case 40 cpm Dual Case	16”

* System speeds vary depending on product, pack patterns and case size

Layout shown with diverter



PACKAGING SYSTEMS LLC

6299 Dressler Rd NW North Canton, OH 44720

Phone: 1-800-521-9072 www.combi.com

© 2018 Combi Packaging Systems LLC, a joint venture with 3M™ and Maillis Group